



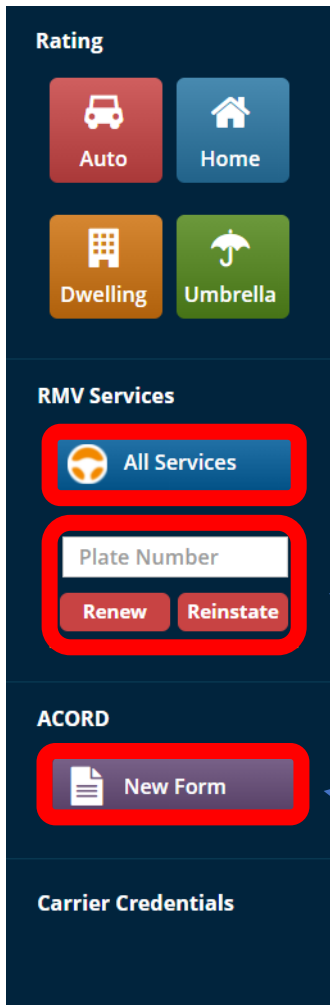
MAIP

Validating Insurance in SinglePoint



What you NEED to know!

- Commonwealth Auto Reinsurers "CAR" controls the Mass Auto Insurance Plan "MAIP"
 - CAR is allowing their pdf version of the stamp
 - Agents must download the pdf from CAR and save it to their computer files to apply to an RTA in SinglePoint
 - Agents will follow one of two simple workflows in SinglePoint
- 
- A large yellow triangle is positioned in the bottom right corner of the slide, pointing towards the top right.



Begin RTA's from the RMV Services ALL Services button

For Rapid Renew and Reinstate enter plate#

No need to complete an RTA!

Forms such as 2A can be created from this purple button

RMV Services Menu



SinglePoint RMV Services

Register and Title a
new vehicle >

Transfer plate to a
new vehicle >

Reassign plate >

Create RTA for all
other transactions >

Renew vehicle
Registration >>

Reinstate vehicle
Registration >>

>> = Immediate processing

Run inquiry for driver
or vehicle >

Open Saved RMV
Transaction >

The optimal workflow to create an RTA is using the 5 step RTA Wizard

1 Service Type — 2 Vehicle — 3 Owner/Addresses — 4 Purchase — 5 Insurance

New Title And Registration

SERVICE TYPE [Instructions for Completing RTA](#)

I Want To:

Purchase Type: Casual Dealer

Ownership Type:

Skip to RTA Form

To manually fill in the RTA, select "Skip to RTA form"

Complete all the fields BEFORE applying the e-stamp

Print / PDF eSignature **E-Stamp** Notes Save CLOSE

PAGE: 1 2 INSTRUCTIONS FOR COMPLETING RTA

I. Sales or Use Tax Schedule Numbers 11 or 12 must be completed by a licensed dealer. Number 13 must be completed for all casual/private sales. Number 14 is completed for sales tax exemptions by the RMV.

I1. Sale by Licensed Motor Dealer Dealer EIN/FID #: _____
Authorized Dealer's Signature: _____
MSRP: _____ Total Sales Price: _____
Less Manufacturers Excise: _____
Trade-In 1 VIN: _____ Less Trade-In Allowance: _____
Year: _____ Make: _____ Model: _____
Trade-In 2 VIN: _____ Less Trade-In Allowance: _____
Year: _____ Make: _____ Model: _____
Taxable Sales Price: _____ MA Sales Tax Paid: _____

I2. Sale By Auction
Sale Price including Buyer's Premium: _____

I3. Sale By Other Than Motor Vehicle Dealer or Auction House (Casual Sale)
Gross Sale Price (Proof Required): _____
MA Sales/Use Tax: _____
Out of State Sales Tax Previously Paid: _____
State that Sales Tax was Paid to: _____

I4. Claim Exemption Code _____
Form Attached (If Required) _____

J. Purchase Information J1. Purchase Date: _____ J2. Is this vehicle being converted from another state with the same owner? If Yes, answer questions J3-J5 below Yes No

J3. MA Resident at Time of Purchase? Yes No J4. Was Mass Sales Tax Previously Paid? Yes No J5. Proof of Tax or Letter of Delivery provided? Yes No

K. Insurance Information The company signatory hereto hereby certifies that it has or will insure or guarantee performance by the applicant herein before named with respect to the motor vehicle herein before described for a period at least coterminous with that of such registration under a motor vehicle liability policy, binder or bond which conforms to the provisions of general laws, Chapter 175, Section 113A, and that the premium charge and classification on the effective date of registration are as established by the commissioner of insurance under Chapter 175, Section 113B, 113H and Chapter 175E.

K1. Insurance Company _____
K2. Insurance Code 0 K3. Effective Date of Insurance _____
K4. Self Insured? Yes No K5. Policy Change Date _____

Sample MA Insurance, Inc.
ABC Insurance Agency #2345

Insurance Company's Authorized Representative's Signature

L. Seller Information

L1. Seller Name (Please Print) _____

L2. Address _____ Apt. # _____ City _____ State _____ Zip Code _____

M. Certification and Signature of Applicant(s) Application not complete without all required signatures.

I/We the applicants hereby certify under the penalties of perjury that there are no outstanding excise tax liabilities on the vehicle described above that have been incurred by the applicant(s), any member of the applicant's immediate family who is a member of the applicant's household or the business partner of the applicant(s). The RMV reserves the right to verify any representations or documents you provide. Whoever knowingly makes any false statement in application for registration of a motor vehicle is subject to prosecution and a fine and/or imprisonment upon conviction (M.G.L. c.90, §24). The Registrar may also revoke any registration obtained by false statements or misrepresentations. I hereby affirm under the penalty of perjury that the representations and/or documents I have provided in this Section are true and accurate. I further understand that falsely affirming to any matter required by the Registrar under Chapter 90 may be considered to be the commission of perjury under Chapter 90, Section 28 and punished as such under M.G.L. c. 26B, §1.


Signature: Owner/Lessee 1 _____ Date: _____
Signature: Owner/Lessee 2 _____ Date: _____

TTLREG100_0123

You MUST download the stamp from "CAR" first before selecting E-Stamp

Workflow #1

1. From Carrier drop down, Select MAIP (000)



APPLY E-STAMP

Choose Carrier / Writing Company:

MAIP (000) ▼

You must have downloaded and saved a MAIP eStamp specifically for the Assigned Risk Carrier from the MAIP website in order to use this feature.

Upload or drag and drop Estamp

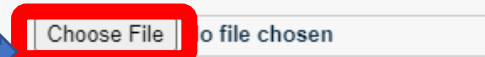
Choose File

no file chosen

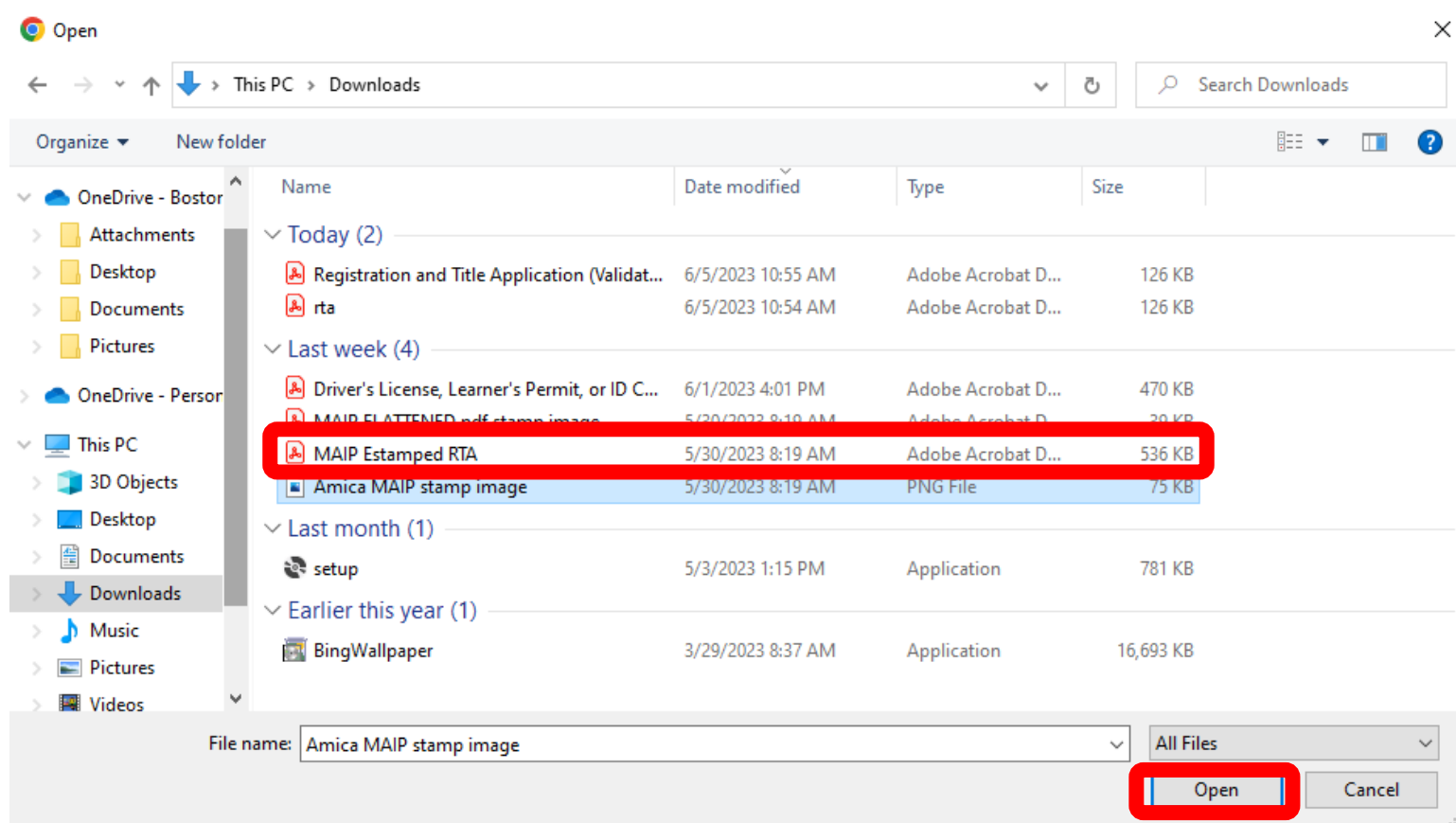
APPLY E-STAMP

Cancel

2. Select "Choose File"



3. Navigate to the location of the saved e-stamp. Select the PDF and click OPEN



4. Select "Apply E-stamp"

APPLY E-STAMP

Choose Carrier / Writing Company:

MAIP (000) ▼

You must have downloaded and saved a MAIP eStamp specifically for the Assigned Risk Carrier from the MAIP website in order to use this feature.

Upload or drag and drop Estamp

Choose File MAIP FLATT...mp image.pdf

APPLY E-STAMP

Cancel

MAIP stamp applied and appears in section K

| | | |
|---|---|---|
| K. Insurance Information | | <p>The company signatory hereto hereby certifies that it has or will insure or guarantee performance by the applicant herein before named with respect to the motor vehicle herein before described for a period at least coterminous with that of such registration under a motor vehicle liability policy, binder or bond which conforms to the provisions of general laws, Chapter 175, Section 113A, and that the premium charge and classification on the effective date of registration are as established by the commissioner of insurance under Chapter 175, Section 113B, 113H and Chapter 175E.</p> <div style="background-color: #0070C0; color: white; padding: 5px; text-align: center;"> eStamp Applied for MAIP (000) by Jayne G. Smithey </div> <hr/> <p style="text-align: center;">Insurance Company's Authorized Representative's Signature</p> |
| K1. Insurance Company Amica Mutual Insurance Company | | |
| K2. Insurance Code 354 | K3. Effective Date of Insurance 06/01/2023 | |
| K4. Self Insured? <input type="checkbox"/> Yes <input checked="" type="checkbox"/> No | K5. Policy Change Date 06/01/2023 | |
| L. Seller Information | | |
| L1. Seller Name (Please Print) | | |

5. Save and Print. Assigned Risk Carrier stamp applied and appears on RTA in section K

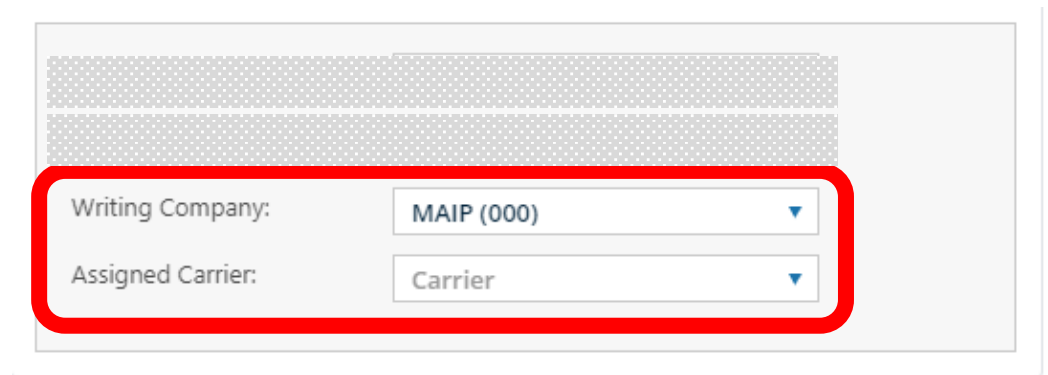
| | | |
|---|---|---|
| K. Insurance Information | | <p>The company signatory hereto hereby certifies that it has or will insure or guarantee performance by the applicant herein before named with respect to the motor vehicle herein before described for a period at least coterminous with that of such registration under a motor vehicle liability policy, binder or bond which conforms to the provisions of general laws, Chapter 175, Section 113A, and that the premium charge and classification on the effective date of registration are as established by the commissioner of insurance under Chapter 175, Section 113B, 113H and Chapter 175E.</p> <div style="border: 1px solid black; padding: 5px; text-align: center;"> <p>Amica Mutual Insurance Company</p> <p>BY: <i>Jayne G. Smithey</i></p> <p>MAIP 5295-0: A AFFORDABLE IA INC</p> </div> <hr/> <p style="text-align: center;">Insurance Company's Authorized Representative's Signature</p> |
| K1. Insurance Company Amica Mutual Insurance Company | | |
| K2. Insurance Code 354 | K3. Effective Date of Insurance 06/01/2023 | |
| K4. Self Insured? <input type="checkbox"/> Yes <input checked="" type="checkbox"/> No | K5. Policy Change Date 06/01/2023 | |
| L. Seller Information | | |
| L1. Seller Name (Please Print) | | |

Workflow #2

For Rapid renew, reinstate
and Get Ready

MAIP

1. Writing Company: Select MAIP
2. Select the assigned carrier
3. Click OK to Confirm this is NOT a voluntary policy



A screenshot of a software interface showing two dropdown menus. The first dropdown is labeled 'Writing Company:' and has 'MAIP (000)' selected. The second dropdown is labeled 'Assigned Carrier:' and has 'Carrier' selected. Both dropdown menus are enclosed in a red rectangular border.

CONFIRM THE FOLLOWING

- This is not a voluntary policy.
- This policy had been assigned to via MAIP.

OK

Cancel

FAQ's

Q: How is this different from other E-Stamps in SinglePoint?

A: This validation of insurance requires the selection of both MAIP and an Assigned Risk Carrier stamp in SP

Q: What if I don't have the stamp image downloaded from CAR?

A: You must get the assignment from MA CAR, download the stamp image and save to your computer files to be able to use this in SP

Q: Can I get the stamp for a ceded carrier in SP?

A: Yes, assuming you have that stamp image, access to that ARC/ceded carrier will be in your SP when this goes live

Q: I don't see MAIP in my dropdown

A: You must subscribe to MAIP PL rates in SP Auto rating to have access to MAIP stamping. Contact Amber Patterson, amber@bostonsoftware.com to subscribe.

Q: When will I know if MAIP stamping is available in my SP?

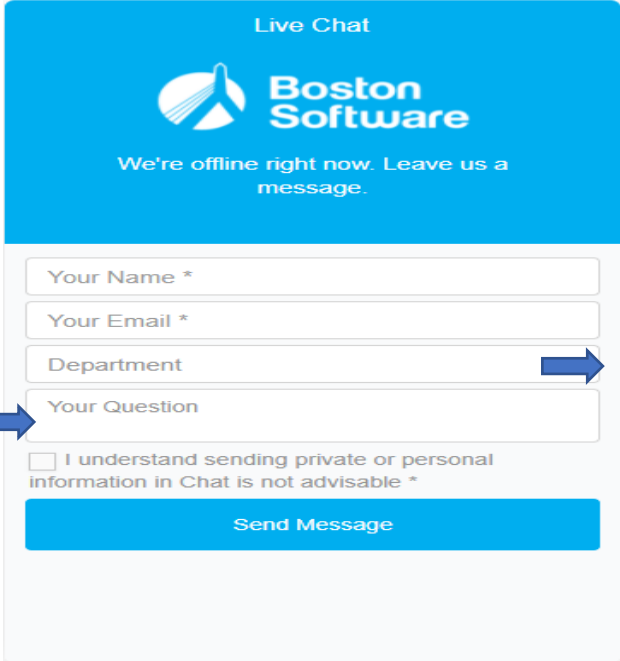
A: We will send an email to the agency, and it will also be visible in your E-stamp dropdown, expected ETA is 2 weeks

Q: What forms can be validated with the MAIP stamp in SP?


A: RTA's, 2A's, Registration Renewals and Reinstatements

Helpful Resources

In SinglePoint anytime you see this icon  you will access our Live Chat!



Live Chat

 **Boston Software**

We're offline right now. Leave us a message.

Your Name *

Your Email *

Department

Your Question

I understand sending private or personal information in Chat is not advisable *

Send Message

Non Subscriber

EVR Lite

SinglePoint Support

General

Please be as specific as possible.

Boston Software

189 Reservoir Street
Needham, MA 02494

Fax: 781-449-8522

Phone: 781-449-8585



Michele Gillen ext. 230

michele@bostonsoftware.com

Melissa Nowak ext. 228

melissa@bostonsoftware.com